



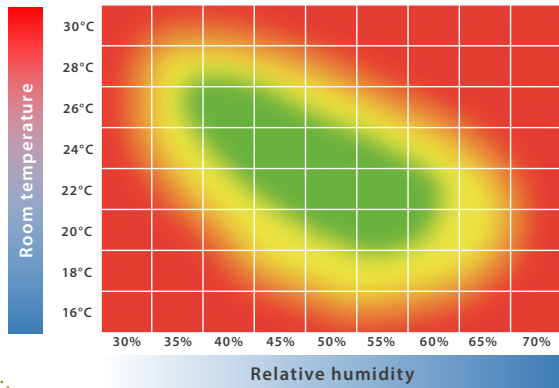
# care instructions

oiled/waxed wood floors




for the application with **Parquet Care** and **Parquet Cleaner**



## Room climate



This „feel comfortable“ chart for indoor room climate demonstrates the combination of relative humidity and room temperature where the overwhelming majority feels comfortable in indoor rooms.

-  Optimum range
-  Temporarily acceptable range
-  Inappropriate indoor climate for humans and wood



EN 15251:2012 „Input parameters for indoor climate“ recommends a seasonally caused relative humidity of approx. 30% - 65% for a healthy room climate. In this range, natural characteristics of wood like gaps, minor cracks or warpage of your parquet floor may occur in a moderate degree. In case of long-term deviations, health impairments or excessive changes in the appearance of your hardwood floor, like big deformations, big gaps and cracks may occur. Wood as a natural material reacts more sensitively to changes of the relative humidity than to changes of temperature. **Therefore the key to success lies in the observance of an optimum relative humidity of your indoor air!** This generally requires periodic cleaning and maintenance of your parquet floor as well as an appropriate air humidification in the heating season. We therefor recommend cold humidifiers with an integrated sterilization system. The installation of Fidbox records your climate above and under your parquet floor over many years and can be conveniently monitored by mobile app. Paying attention to these important factors will guarantee pleasure over decades with your high-quality parquet floor from Scheucher.

# Initial treatment

Initial care treatment has to be carried out by a professional with Scheucher care wax oil. Contact your installer - we are sure he will be pleased to assist you in this. To keep your Scheucher Parkett® wood floor at its best we suggest an initial care treatment with care wax oil after installation of the floor. Products of our **BILAflor®** range as well as Chevron flooring require an initial care treatment.





## MY home – MY style

Home is where I can really relax and be myself. A place where I can express my own personal style and taste, surrounding myself with the things I love. Choosing from superior wood species, dimensions and colours in the Scheucher Parkett® range of top quality oiled/waxed wooden flooring means I can create a bespoke floor that's unique to my space, making my home a true reflection of my personality.

A specially developed range of cleaning and care products enhances the natural hues of my wooden floor. These care products protect and preserve the beautiful sheen and individual character of the wood. Gentle treatment essences ensure the surface remains smooth yet hard-wearing - free from all solvents and as of now water-based.

# Cleaning

It is usually sufficient to clean your floor using a vacuum cleaner or a soft broom.  
Damp cleaning with Scheucher Parquet Cleaner can be carried out if required.





## Application

1. Dry cleaning: with a vacuum cleaner or a soft broom.
2. Damp cleaning: Shake Parquet Cleaner well before use. Open flask and fill reservoir by squeezing the bottle. The reservoir contains 60 ml, which have to be mixed with 6-8 liters of warm water. Apply the mixture on the surface with a damp, well wrung out mop, Scheucher cleaning pads or even more comfortably with our new Scheucher Careboy and the appropriate cleaning pads. Make sure no water gathers on the surface since this could damage your floor.

The frequency of damp cleaning is up to you and depends on the amount of dirt or the degree of use.

**CAUTION:** Micro fiber cloths of rugged type are not suited for cleaning due to their abrasive effect.

**New!**  
**Scheucher CAREboy**



# Care

To keep your Scheucher Parkett® wood floor at its best we recommend using Scheucher Parkett Care after 15-20 wet cleaning cycles. You don't have to keep count of that because the bottle's capacity of Scheucher Parquet Cleaner lasts for 17 fillings of the reservoir.







## Application

1. Make sure the wood floor is clean and dry.
2. Shake Parquet Care bottle well before use and apply undiluted - manually or by machine- using a lint-free cotton cloth, white pads, Scheucher cleaning pads or even more comfortably our new Scheucher Careboy and the appropriate polishing pads. Application amount 25–35 g/m<sup>2</sup>. Apply in steps (3–5 m<sup>2</sup>). 1 liter will last for approx. 30–40 m<sup>2</sup>. An even application guarantees an extraordinary silky sheen finish. Polish the applied Parquet Care till the wood is saturated and the whole surface area seems evenly. Make sure there are no more streaks anymore.
3. Let the floor dry for approx. 4 hours at good ventilation. Treat the floor carefully within the first 6-8 days after initial care treatment and avoid any damp cleaning during this time.





## Useful tips & precautionary measures

To preserve the beautiful look of your parquet floor and protect it's surface please avoid mechanical damages wherever possible. To avoid scratches and serious damages it is recommended to place mats in the entrance area and remove sand and grit with a broom immediately. Equip your movable furniture with felt gliders and use special rolls for wooden floors on office chairs. Do not leave any wet items on your parquet floor. To assess results properly, try out care and/or cleaning procedures in an inconspicuous place before applying the product.

Cloths, pads etc., soaked with Scheucher Parquet Care are fully washable up to 60°C. It is recommended to wash your cleaning and polishing pads immediately after application so they are ready for the next use.

These care instructions are based on our experience for years and are supposed for your support.

We will not take any responsibility for misuse.



